

**

ultimate CHURCH VISIT



pupil book



www.salvationarmy.org.uk/schools

The Salvation Army, Registered Charity No. 214779, and in Scotland SC009359

name.....

welcome!

Hello, and welcome to your very own Ultimate Church Visit pupil book. This book is yours to keep, and it will help you to record all the things you will be learning today.

Inside you'll find activities for you to complete during the visit and lots more that you can do later, either at school or at home.

We hope you enjoy finding out about The Salvation Army!



notes and sketches

think tank



What things do I know now that I didn't know before?

What has today made me think about?

What questions do I still have about The Salvation Army?



bible zone



Use the space below to draw or write something based on the Bible story. What did it make you think about?


Community zone



Imagine you are a Salvation Army minister. This is your diary for the next week. Fill it in with all the activities you will do to help your community and your church.

Monday
Tuesday
Wednesday
Thursday
Friday
Saturday
Sunday

Crossword



clues

ACROSS

- A well-known Salvation Army symbol or logo (3,6)
- He started The Salvation Army (7,5)
- Early worship meetings were sometimes held in one of these (4)
- A special place for people to kneel and pray (5,4)
- When The Salvation Army began it was called The _____ Mission (9)

DOWN

- These musical instruments are played in Salvation Army churches (5)
- This book is very important for members of The Salvation Army (5)
- A Salvation Army symbol - which flies! (4)
- These people are helped to find a new place to live (8)
- The city where The Salvation Army began (6)

international zone

There is an emergency in Pakistan! Floods have destroyed thousands of homes. The Salvation Army has set up a temporary emergency shelter. Draw a picture to show what you think this shelter would look like. What things would there need to be inside it?



Belief in action

Below are three different mottos which are often used to explain the mission of The Salvation Army. Choose one of the mottos and design a logo or a poster to go with it.

- With heart to God and hand to man
- Belief in action
- A force for good in today's world

Why does The Salvation Army help people?

This teaching from the Bible shows why members of The Salvation Army feel they should help people in need.

Fill in the missing words to find out what Jesus said.

[Jesus said] 'For I was hungry and you gave me something to _
_____, I was thirsty and you gave me something to
_____, I was a stranger and you _____
me in, I needed clothes and you _____ me,
I was _____ and you looked after me, I was in prison
and you came to _____ me.'

...'Whatever you did for one of the least of these brothers
and sisters of mine, you did for me.'

Matthew 25:35-36, 40 (Today's New International Version)

clothed sick invited eat visit drink



Worship zone



Worship objects

Write down all the things you might find in a Salvation Army church which help people to worship.

_____	_____
_____	_____
_____	_____
_____	_____
_____	_____

In the space below, draw one of the objects, or take a photo and stick it in. You could also find some pictures on The Salvation Army's schools website.

music zone



Try this quick quiz to see how much you know about the history of music in The Salvation Army.

1. Which family formed the first Salvation Army band?
a. Booth family b. Fry family c. Grill family
2. Which book in the Bible did William Booth use to show that music is a good way to worship God?
a. Genesis b. Psalms c. Matthew
3. Which of these is a brass instrument?
a. Harp b. Recorder c. Cornet
4. Why did The Salvation Army decide to use brass instruments?
a. They were loud and helped to attract people's attention
b. All the other churches were using them
c. They made the nicest sound

Making music

In the Bible there are special songs called psalms. People wrote them to tell God how they were feeling.

Try to write a song which shows how you are feeling. You could just write the words, or have a go at making up a tune to go with them.

history zone



research activity

Use the internet to find the answers to the questions below.

1. When and where was William Booth born?

2. What job did William Booth do when he was 13 years old? Why didn't he enjoy this?

3. What job was William Booth doing when he started The Salvation Army?

4. In what year did The Salvation Army begin ?

5. How did The Salvation Army help people in its early days?

6. What important things did Catherine Booth do in The Salvation Army?

Find a picture of William Booth, print it out and stick it in this box.

what am I?

Each of the clues below describes an object which you might find inside a Salvation Army church. See if you can work out what they are!



1


I'm bright and colourful and I usually stand at the front or the back of a Salvation Army church. I find it hard to keep still, though, I like to be out and about - like at the front of a march! What am I?

2

I am usually made of wood and I am almost always found at the front of a Salvation Army church. You won't see me in many other types of church. What am I?

3

You might have seen me in lots of other Christian churches, not just The Salvation Army. Maybe you've seen me on a necklace. I remind Christians of what they believe and who they follow. What am I?



symbol zone

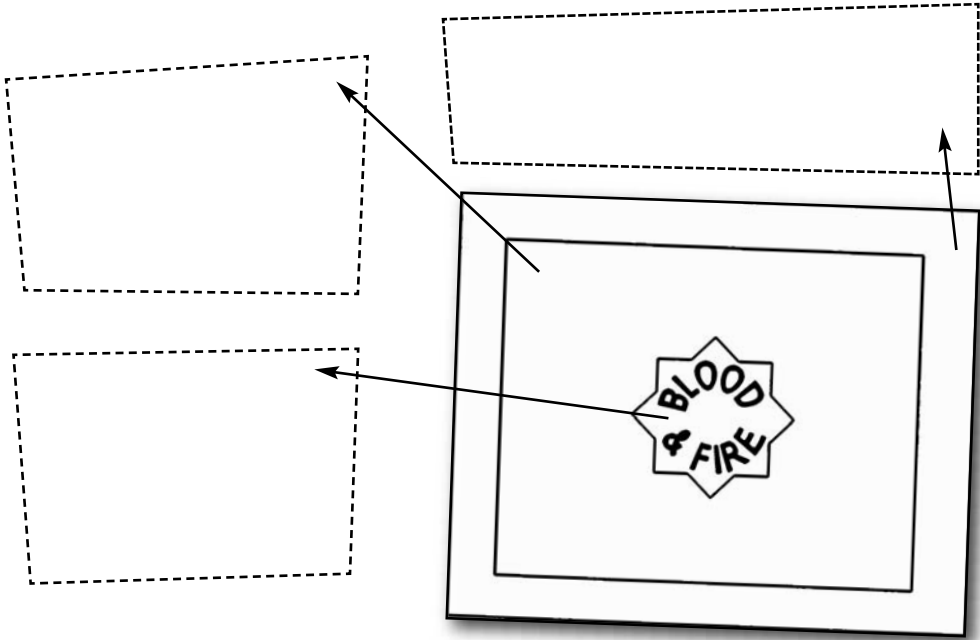


Salvation Army symbols

Colour in the Salvation Army shield using the correct colours. Find out what the shield stands for and write it down below.



Colour in The Salvation Army flag using the correct colours. Find out what each colour stands for and write it in the boxes.



thinking about homelessness.

Choose one (or more) of these three activities. You can use the space below to write down some ideas.

- a. Write a poem or a song which shows how you feel about homelessness.
- b. Imagine you are homeless. Write a diary entry about the things that happened in your day and how you are feeling.
- c. Draw or paint a picture, or create a collage, which shows what it might feel like to be homeless.



homelessness zone



Helping the homeless

Below are some labels showing some of the different ways The Salvation Army helps people who are homeless, but the pictures are missing! Can you draw the pictures to go with the labels?



Street teams talk to people living on the streets. Sometimes they give out hot drinks too.



Lifehouses provide a bed for the night and a chance to have a shower and get clean clothes.



The main thing The Salvation Army does is to help people who are homeless find their own home and move off the streets.



In Cardiff The Salvation Army has turned a double-decker bus into a mobile advice centre for people who are homeless.

symbol safari


Symbols are everywhere! Why not go on a symbol safari around your school or your home? See how many different signs and symbols you can spot.

Why do you think we use signs and symbols instead of words? Interview your friends, family and teachers to find out what they think.



Design a flag

Have a go at designing your own flag which represents you or your family.



Uniform zone

The Salvation Army's uniform has changed a lot in the past 150 years. Here's your chance to design a new Salvation Army uniform for the future! Imagine it is the year 2099. Think about how life might have changed and about the kind of uniform members of The Salvation Army might be wearing. Use this planning sheet to help you think about your design.

Planning Sheet

Who is the uniform for?

What is the purpose of the uniform?

What materials will you use?

What special features will the uniform have?

Sketch your ideas here before you create your final design.

