



Songs unpacked

Volume 27



Imagine if your group lived out the message of each song you sang.

These resources are designed to help you do this.

For each song there is a:

Song lyric focus

Exploring the rich language used in one of the lines of the song.

Leader's guide Warm-up

Giving background information and a creative way to prepare your singers' voices.

Bible verse Prayer Thought

Short devotionals based on the song lyric. Why not ask a young person to lead this – they may even wish to write their own.

Activity

A quick easy game or exercise with minimal equipment needed.

Personal challenge

For individual spiritual growth – revisit these each week, so they become a faith habit.

Group challenge

To empower your group to make a difference.

Contents:

Christmas Jingle

Cornerstone

God is Watching Over Me

Great Day

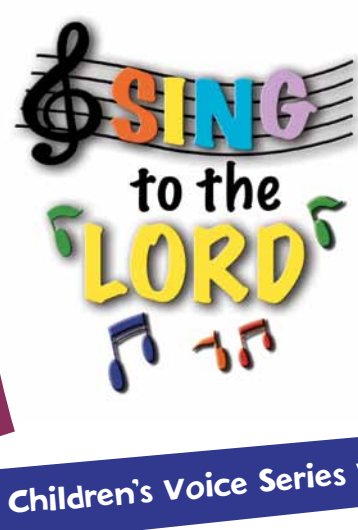
Show Me Your Face

The Best Me I Can Be

This One's For You



Songs unpacked



Children's Voice Series Vol 27

Christmas Jingle

'God and sinners reconciled'

Leader's guide

Dave Elliott from Cannock Corps has created an unlikely pairing and an enjoyable challenge for your group with 'Hark the herald angels sing' to the tune of 'Jingle bells'.

What else can we do in a new way this Christmas?

Warm-up

Jump into the festive spirit with a Father Christmas themed warm-up!

Sing some scales and arpeggios while impersonating Father Christmas. Stick around a lower vocal register when warming-up and move up a key each time; the group's voices might be hurt if they start singing too high too soon.

Here is an example:



Activity

Pick one young person to be the shepherd and the rest of the group are sheep. Blindfold the shepherd; the rest spread around the room. The shepherd walks around with their hands outstretched, trying to claim a sheep as their own. The sheep must stay in their place, but they can duck to avoid the shepherd.

To help the shepherd, the sheep can make 'baa' sounds.

Once a sheep is claimed by the shepherd, they become a helper and guide the shepherd to other sheep.



Bible verse

'For this reason Jesus had to be made like his brothers and sisters in every way so he could be their merciful and faithful high priest in service to God. Then Jesus could die in their place to take away their sins.'

Hebrews 2:17 NCV

Thought

Christmas is a really special time of year. But the most special part is that God sent Jesus to Earth as a human so he could understand us, so we can be friends with Jesus.

This friendship means we are reconciled with God. Jesus is our friend if we do good things or bad things or make mistakes; Jesus wants to be our friend no matter who we are! And that's what Christmas is all about.

Prayer

Jesus,
When you came down as a baby, you gave everyone the opportunity to live right. Although we get things wrong from time to time, we know that God loves us. Thank you for the gifts of forgiveness, love and friendship.
Amen

Personal challenge

As amazing as being friends with Jesus is, it is even more amazing if we share this with other people!

It might feel scary to talk to people about Jesus, but there is more than one way to introduce other people to God. Each week why don't you challenge yourself to share the love of Jesus? Share with us next time what you did. Perhaps you could:

Invite them to a carol concert or a service at church

Send them a Christmas card with a message or poem

Tell them the Christmas story

Teach them a Christmas song

Group challenge

Let's share the Christmas message with the people we will be singing to; let's give them a Christmas gift. So how would you finish this sentence?

'At Christmas, God gives us _____'

Ask the group to come prepared with sentences written on strips of paper – for example:

'At Christmas, God gives us peace.'

These can be handed out to people before they perform.



Songs Unpacked



Children's Voice Series Vol 27

Cornerstone

Cornerstone

Leader's guide

This Hillsong classic has been arranged by Chelsea Pascoe, Songster Leader at Belfast Sydenham Corps.


Are we ready to trust God with all our hearts, and put all our hopes in him?

Warm-up

In this song, the vocal line splits into three parts.

Singing a round is a great way to get your group used to singing in harmony. Split them into three or four groups; each group begins singing a bar after the preceding group.

Here is an example:



Activity

Ask the group to remove their shoes.

In one large group or two smaller groups, challenge them to build a tall structure using only their shoes!

Bible verse

'For the scripture says, "I chose a valuable stone, which I am placing as the cornerstone in Zion; and whoever believes in him will never be disappointed."

1 Peter 2:6 GNT

Thought

When builders start constructing a building, they set a cornerstone in the foundations.

This is an important stone, in the corner of the building. If the other stones are lined up next to the cornerstone properly, the walls will be straight and strong; the building is finished and will not fall down. Jesus is our cornerstone. All our beliefs are built on him, and by building a relationship with him, his Church becomes strong.

Prayer

Dear Father,
Helps us to grasp the truth of Jesus being the cornerstone of our church. Without his help we wobble and fall; but when we have a relationship with him, we are strong. Help us to know him and trust him in all circumstances and with all our being.
Amen.

Personal challenge

Each week think of a current situation where you need extra courage, strength or hope.

Now think of the work of the cornerstone! Picture yourself secure and steady in Christ, the cornerstone. Ask Jesus to help you throughout the situation.

Group challenge

In advance of singing this song, as a group, why not ask the corps officer for an extra few minutes.

You could present it and challenge our church family to depend on Christ. You could read Scripture, tell the story of shoe towers, or share how some of you apply this song personally.



Songs Unpacked

Children's Voice Series Vol 27

God is Watching Over Me!

'He keeps a very close eye on me'

Leader's guide

Major Howard Davies from the Australia Territory is renowned for his imaginative lyrics and melodies.

How do we let God guide us each day?

Warm-up

This song has quite a wide range, requiring the group to stretch their voices from a Bb4 to an F5.

To help prepare the singers' voices for this big range, ask them to create a siren sound. The middle part of their tongues should touch the roof of their mouth as it does on the 'n' in the word 'sing'. Slide from the very bottom of their registers all the way into head voice or falsetto – and back down. Make sure this exercise isn't rushed.

Activity

Play a winking game. One young person, the 'detective', turns their back on the group so another can be chosen as the 'wink'. The group and the 'wink' stand in a circle and the 'detective' stands in the middle.

When the 'wink' winks at other people in the circle, causing them to drop to the ground, all the while trying not to get caught. The detective has three chances to guess who the 'wink' is.

Bible verse

'The eyes of the Lord are everywhere, keeping watch on the wicked and the good.'

Proverbs 15:3

Thought

Have you ever noticed how closely a parent watches a young child or baby? They are constantly watching, to make sure they are safe or in case they need help.

This is how God watches over us, because we are so precious to him. He is there for us whenever we need help. We can put our trust in God.

Prayer

Dear God,
Thank you for watching over us. You see everything that happens – good and bad – and we are so happy to live life so close to you. Remind us that you are near in times when we feel afraid or sad, so that you can comfort us.
Amen.

Personal challenge

Each week pray to God asking for a sign of him watching over you. Keep alert and on the lookout for something special sent by God.

It could be in the actions from someone helping or caring for you or in the advice they give. It could be something hidden, a message only you will notice; or it could be something that is beyond your wildest dreams. Keep your eyes open for it!

Group challenge

Perhaps we can be a sign to others that God loves them.

Decide as a group how we can do this, by helping, caring or sharing wisdom with other people. Perhaps do a fundraising sing-a-long, collect donations to support an appeal or spend quality time with another group of people.



Songs Unpacked



Children's Voice Series Vol 27

Great Day

'My faith is growing'

Leader's guide

As a new contributor to the *Children's Voice Series*, Ken Feltwell has provided a song that celebrates the 'fantastic feeling' that God has given to us.

How can we show our thankfulness for the blessings God gives us?

Warm-up

This song requires a lot of physical energy to get the message of the song across.

Before you start singing, warm up with some simple stretches. Be careful not to introduce any exercises that will need too much physical exertion. Focus on the areas of the body that are used to support breath, such as the diaphragm and torso area, as well as gentle stretches of the neck.

Activity

Pass the smile. Take it in turns to go round the group and smile at the person next to you. When it's your turn, say something you're thankful to God for today.

Bible verse

'Let your roots grow down into him, and let your lives be built on him. Then your faith will grow strong in the truth you were taught, and you will overflow with thankfulness.'

Colossians 2:7 NLT

Thought

The Bible tells us that our faith needs to be rooted in Jesus; that we must build our lives on him.

This means we need to be connected to him, through praying and reading our Bible, and by relying on him, trusting him with bigger and bigger decisions as we grow up. It's by being rooted in Jesus that we have what we need to grow as Christians. We may be young people but we can still have deep roots in Jesus and have a 'grown-up' faith.

Prayer

Dear God,
Thank you for all the many ways in which you show your love to us. Thank you for our friends and families and how they care for us. Thank you for all the blessings you give us every day. Please help us to grow in our faith so that we can trust in you for everything. As we learn more about you and your love for us, and as we trust you more, please help us to be grateful and to overflow with joy and thankfulness.
Amen.

Personal challenge

Can we think of ten things we are grateful for right now?

Every morning when you wake up, try and thank God for ten things – the sunshine, a good night's sleep... Every evening before you go to bed, try and thank God for ten more things that you're grateful for that day – good lessons at school, good food to eat... Use your fingers to count the ten things or write them down in a notebook.

Group challenge

Let's celebrate our faith growing – among things that grow.

Why not sing outside, among trees and plants. This could be to an audience, passers-by or in group worship.



Songs Unpacked



Children's Voice Series Vol 27

Show me your face

Show me your face

Leader's guide

Kay Moorby and Major Denise Brine have collaborated to write this song about God comforting us.

In the Bible, people's faces shone brightly in the reflection of God, like Moses in Exodus 34. What will we see when we look in his face?

Warm-up

Breath control is a very important aspect of singing.

Introduce some simple breathing exercises, such as breathing in for four seconds and out for four seconds. Play around with the timings – for example, four seconds in, and out for twelve seconds. This helps the group to start measuring how much breath is needed for a phrase.

Activity

Stand or sit in a large circle. Anyone and everyone can start this game! If a young person makes eye contact with someone else in the circle, they swap places, while keeping eye contact the whole time. Encourage them to walk slowly and purposefully as people may be walking backwards when they pass each other! And now they need to make eye contact with a different person.

Bible verse

'Because I have lived right, I will see your face. When I wake up, I will see your likeness and be satisfied.'

Psalm 17:15 International Children's Bible

Thought

Taking selfies is quite a popular activity. But when we look at the photos they don't really tell us much about the person – only what they look like.

When God sees us, he sees all of us, he knows all about us. Can we say the same when we look for him? Perhaps it is time to find out more about God, and one way we can do this is to read our Bible regularly.

Prayer

Father God,
Thank you for always being there for me. Help me to see more of you every day and to make a stronger connection with you.
Amen.

Personal challenge

How can we learn more about God?

Every day spend five minutes reading the Bible – choose favourite passages or verses, aim to read a whole book, or choose at random. What more can you find out about God?

Be prepared to share one thing you have learned about God next week.

Group challenge

What does what it mean to you to see God's face? Where do you see it, when or how? Or do you see it in someone or in something? Why not create a computer image or a PowerPoint presentation slide of what you see.

Ask someone from the group to collate these images on to one PowerPoint presentation to be played while the group performs the song.



Songs Unpacked



Children's Voice Series Vol 27

The Best Me I Can Be

'Jesus, you make me be the best me I can be'

Leader's guide

Alan Williams from Music Editorial at THQ has written this catchy number.

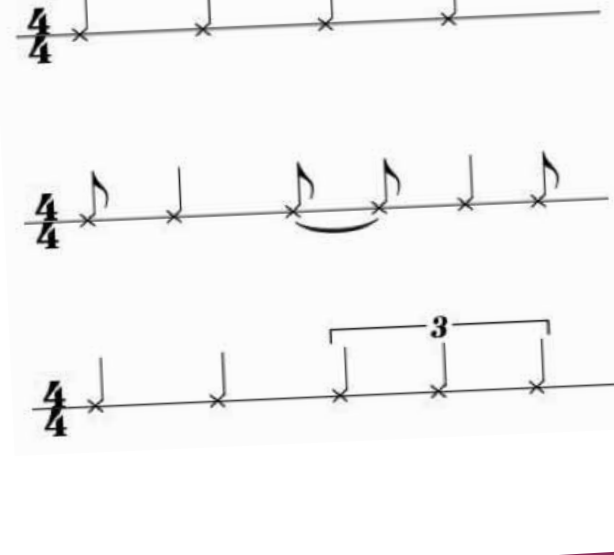
How does Jesus help us to be the best we can be?

Warm-up

This song has triplets and syncopated rhythms.

Fun rhythmic exercises will make learning this song slightly easier. Clap a rhythm, in time, and ask the group to clap it back to you.

Here are some examples:



Activity

Try this crazy game of tag! Use cushions or coats to create a place which will be the 'hospital' – perhaps a corner of the room. One or two young people are 'viruses' and tag people. If you are tagged, lie on the floor with arms and legs up in the air. Four untagged people can be an ambulance and carry them to the hospital; the ambulance cannot be tagged when carrying a patient. Once delivered to the hospital they are cured and free to carry on playing.

Bible verse

Paraphrase the parable of The Good Samaritan.

'Love the Lord your God with all your heart and with all your soul and with all your strength and with all your mind; and, Love your neighbour as yourself.'

Luke 10:27

Thought

We have all experienced kindness and help from others. But there have also been times when we have needed help and been left alone.

Jesus teaches us through the story of the Good Samaritan that we must not exclude others from his love and care. We need to show compassion; to show kindness and understanding, to the people at school, at home, at church, and everywhere we go.

Prayer

Our Father,

As we learn the words of this song, may we soak in what it means to be the best we can be in each of our lives. Help us to show love and kindness to others and not exclude people. Help us to treat people with compassion; let us share what we have learned from Jesus.

Amen.

Personal challenge

How can we live in a kind and inclusive way? Each week try practising loving others.

When someone upsets you or you have upset them, or someone is in need of help, remember Christ's kindness to everyone. Be kind and inclusive because Jesus loves us all equally. Be ready to share an example next week.

Group challenge

Go and Google search 'William Booth famous quotes'.

Do you notice how in The Salvation Army, kindness and helping others has been a key ingredient from the beginning? Let's plan a group activity to show kindness to others.



Songs Unpacked



Children's Voice Series Vol 27

This One's For You

**'You love me ev'ry day,
whatever comes my way'**

Leader's guide

This song from Emma Davis, Deputy Songster Leader at Chatham Corps, is perfect for Mother's Day.

How does God bless us with the people in our lives?

Warm-up

The singers need clear diction with this song, to help the meaning be understood.

Try out some tongue twisters to get their tongues moving! Start slowly and gradually speed up, making sure they are exaggerating the mouth shapes needed. Too easy? Try singing the tongue twisters on one note, and step up a note of the scale each time around.

Here are some examples:

'I scream, you scream, we all scream for ice-cream!'

'Whether the weather is warm, whether the weather is hot, we have to put up with the weather, whether we like it or not.'

Activity

Ask the group to think of some of the good things people have done for them. In a circle, take turns quickly saying (or shouting out) an example.

How many can be said in two minutes?

Keep going round the circle. Discuss – were many the same? Were any unusual? Next time – can they go even quicker and give more examples!

Bible verse

[For this is what the Lord says] 'As a mother comforts her child, so will I comfort you.'

Isaiah 66:13

Thought

Think of all the highs and lows you can have in a day. You may get top marks in a test, but later on you may fall out with a friend. You may trip and skin your knee, but not before scoring that important goal.

Whatever you go through in life, your parent or caregiver is there to support you through it all. In the same way, God listens to us when we talk to him, rejoices in the good things, and loves and protects us in every moment of our lives.

Prayer

Dear Lord,

Thank you for being with me in every situation of my life. Thank you for my parents and caregivers, and all the people who love me and care for me each day. Help me to appreciate everything they do.

Amen.

Personal challenge

Each day take a moment to thank God for the people in your life who have shown you kindness, said nice things to you and made you feel included.

Who does God want you to demonstrate these same attitudes to?

Group challenge

Think of a female parent, caregiver, teacher or friend that you want to dedicate this song to and why.

Just before the song is sung, ask each member to share their sentence with the congregation, finishing off with: 'This one's for you!' For example, 'Katie, thank you for helping me with my junior soldier classes. This one's for you!'